


Stanley
Tools



STANLEY HAMMERS.

STANLEY Hammers are made of a special steel, carefully forged, hardened and tempered.

The Handles of all numbers, including those made of birch, are made of selected, second growth, white hickory except where otherwise specified.

The claws of Stanley Nail Hammers are of uniform thickness and so formed that they will grip and hold fast, at any angle, on the shank, all sizes and kinds of nails, thus enabling the user to draw them from the toughest kinds of wood, even where the head of the nail has been broken off.

Nickel plated Hammers have all parts of the head in nickel-plate. We list the leading size only of each number. Other sizes are shown on a special Hammer Circular which will be mailed on request.

| No. | Pattern | Wgt. | Face | Finish | Each. |
|------|--------------|-------|------------|-----------------------|--------|
| 11 | Nail | 16 oz | Plain | Polished | \$0 62 |
| 12 | " | 16 " | Ball | " | 65 |
| 13N | " | 16 " | " | Nickel | 1 05 |
| 14NM | " | 16 " | " | Nickel, Mah'g, Hd. l. | 1 15 |
| 22 | " | 16 " | " | Polished | 65 |
| 36N | Machinists' | 16 " | Ball Pein | Nickel | 53 |
| 48 | Blacksmiths' | 32 " | Cross Pein | Polished | 75 |
| 50 | Bricklayers' | 24 " | " | " | 90 |
| 70 | Joiners' | 12 " | " | " | 80 |
| 88 | Engineers' | 8 " | " | " | 85 |
| 147 | Riveting | 12 " | " | " | 45 |
| 52S | Farriers' | 10 " | " | " | 60 |

Stanley
Tools



STANLEY "HURWOOD" SCREW DRIVERS.

These Screw Drivers will stand more hard usage than any driver made: Blade, Shank and Head formed of one piece of steel.

A Rivet through the Ferrule, Handle and Shank, as well as the form of the Head, which is made with two projecting Wings, securely fastens the Handle.


"HURWOOD" MACHINISTS' SCREW DRIVERS are especially adapted for heavy work where a long Driver cannot be conveniently used. Nos. 51 $\frac{1}{2}$, 52 $\frac{1}{2}$, 53 $\frac{1}{2}$, and 54 are made with a Hexagon Nut on Shank for use with a wrench. No. 54 has a long Double Grip Handle.

"HURWOOD" ELECTRICIAN SCREW DRIVERS

No. 25 have Insulated Heads, but otherwise the same as No. 20.

| Nos. | Type | Lgth. | Each | Nos. | Type | Lgth. | Each |
|-------|----------|---------------------|--------|------------------|-----------|-------------------|--------|
| 20&25 | Standard | 2 $\frac{1}{4}$ in. | \$0 20 | 20&25 | Standard | 24 in. | \$1 30 |
| " | " | 3 " | 25 | " | " | 30 " | 1 60 |
| " | " | 4 " | 30 | 21 | Baby | 1 $\frac{1}{2}$ " | 20 |
| " | " | 5 " | 35 | 60 | Handy | 1 $\frac{1}{2}$ " | 35 |
| " | " | 6 " | 40 | 51 | Machinist | 1 $\frac{1}{2}$ " | 35 |
| " | " | 7 " | 45 | 52 | " | 3 " | 55 |
| " | " | 8 " | 50 | 53 | " | 4 " | 70 |
| " | " | 9 " | 55 | 51 $\frac{1}{2}$ | Hexagon | 1 $\frac{1}{2}$ " | 60 |
| " | " | 10 " | 60 | 52 $\frac{1}{2}$ | " | 2 $\frac{1}{2}$ " | 70 |
| " | " | 12 " | 70 | 53 $\frac{1}{2}$ | " | 3 $\frac{1}{4}$ " | 85 |
| " | " | 15 " | 85 | 54 | " | 10 " | 1 50 |
| " | " | 18 " | 1 00 | | | | |

Stanley
Tools



"BAILEY" ADJUSTABLE IRON PLANES.

For over forty years the "BAILEY" Iron Plane has been recognized as *Standard the World Over*, and during all that period has maintained the leading position in the market.

Various improvements have from time to time been introduced in its construction, which have added to its value for general use, until to-day it may truly be said to be a perfect working tool for all classes of work and on any kind of wood.

The finest materials and the best workmanship are used in the manufacture of these Planes.

In the illustration above, the detail of construction of the Plane as now made, is very clearly shown.

Note particularly that the Frog has a support directly at the rear of the mouth, making practically one solid piece from the cap to the bottom. The sides and bottom of the Plane are stiffened by means of the cross ribs. The screw bosses shown on each side of the center rib are very deep, allowing a great number of threads to engage, and thereby securely hold the Frog.


The design prevents any possibility of the Plane being drawn out of true when the face of the Frog is screwed up hard.

The Cutter is adjustable endwise by means of the adjusting wheel at the back of the Frog; it is also adjustable sidewise by the lever located near the top at the back of the Cutter.

Experience has proved that the proper bevel for grinding the Cutter is at an angle of about twenty-five degrees. This angle should be observed when re-grinding or re-honing the Cutter.

All genuine "Bailey" Planes have the name "Bailey" cast in the bottom, and the name Stanley is stamped on the Cutter.

Stanley
Tools



"BAILEY" ADJUSTABLE IRON PLANES.

The "BAILEY" Iron Plane, manufactured solely by the Stanley Rule & Level Co., has been recognized as *Standard the World Over* for more than forty years.

The Handle and Knob are made of highly finished, thoroughly seasoned Rosewood. The English Steel Cutter is tempered, ground, and honed, ready for use, is adjustable both endwise and sidewise, and bedded to the heel of bevel. The width of mouth can be varied by changing the setting of the Frog. Bottoms, either flat or corrugated (see cut 7C), as desired. The number with a "C" designates Corrugated Bottoms.


| No. | Type | Length | Cutter | Weight | Price |
|-------|---------|-----------|-----------|--------|--------|
| | | | | Lbs. | Each |
| 1 | Smooth | 5 3/4 in. | 1 1/4 in. | 1 1/4 | \$1 50 |
| 2 | or 2 C | 7 | 1 1/4 | 2 1/4 | 2 00 |
| 3 | 3 C | 8 | 1 1/4 | 2 1/4 | 2 10 |
| 4 | 4 C | 9 | 2 1/4 | 3 1/4 | 2 20 |
| 4 1/2 | 4 1/2 C | 10 | 2 3/8 | 4 1/4 | 2 50 |
| 5 | 5 C | 14 | 2 3/8 | 4 1/4 | 2 50 |
| 5 1/2 | 5 1/2 C | 15 | 2 3/8 | 6 3/4 | 3 00 |
| 6 | 6 C | 18 | 2 3/8 | 7 3/4 | 3 25 |
| 7 | 7 C | 22 | 2 3/8 | 8 3/4 | 3 75 |
| 8 | 8 C | 24 | 2 3/8 | 9 3/4 | 4 50 |

STANLEY BENCH PLANE IRONS.

For "Bed Rock" and "Bailey" Iron and Wood Planes.

| | 1 1/2 | 1 3/4 | 2 | 2 1/4 | 2 3/4 | 2 3/8 | 2 5/8 |
|--------------|--------|-------|----|-------|-------|-------|-------|
| Single Irons | \$0 18 | 21 | 23 | 25 | 27 | 28 | 29 |
| Double Irons | 32 | 35 | 38 | 42 | 45 | 47 | 48 |

In ordering Plane Irons, always give No. of Plane.



STANLEY "BED ROCK" PLANES.

For fine work on hard and knotty wood, this Plane surpasses all others.

The Cutter, Frog and Bottom are so machined and fitted that they are practically one solid piece of metal, thus preventing any chance of vibration.

The Frog travels in a groove, ensuring it being square with the mouth of the Plane, and preventing shifting or "wobbling."

The width of the mouth can be regulated by use of a Screw Driver without removing the cutter or lever.


The shape of the sides is a distinctive feature, and adds greatly to the strength of the Plane.

The Cutters are made of the best English steel and are adjustable both endwise and sidewise.

The Handles and Knobs are of rosewood and finely finished.

Bottoms either flat or corrugated (see cut 606C) as desired. The number with a "C" designates corrugated bottoms.

| No. | Type | Lgth. | Cutter | Wgt. Lbs. | Price Each |
|--------------|---------|-------|-----------|-----------|------------|
| 602 or 602 C | Smooth | 7 in. | 1 5/8 in. | 2 1/4 | \$2 20 |
| 603 | " | 8 " | 1 3/4 " | 3 1/4 | 2 30 |
| 604 | " | 9 " | 2 " | 3 5/8 | 2 50 |
| 604 1/2 | " | 10 " | 2 1/4 " | 4 1/8 | 3 00 |
| 605 | Jack | 14 " | 2 1/2 " | 4 1/2 | 3 00 |
| 605 1/2 | " | 15 " | 2 3/4 " | 6 1/4 | 3 50 |
| 606 | Fore | 18 " | 2 3/4 " | 7 3/8 | 3 75 |
| 607 | Jointer | 22 " | 3 1/4 " | 8 1/4 | 4 40 |
| 608 | " | 24 " | 3 3/4 " | 9 1/4 | 5 25 |

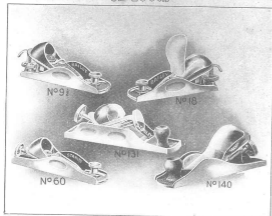


"BAILEY" WOOD PLANES.

For those wanting a wood bottom Plane of superior quality. Made from selected, well-seasoned beech, and guaranteed. The Cutters are the regular "Bailey" type, and are adjustable both endwise and sidewise. The method of holding the Frog in place is a particularly valuable feature.

Extra plane woods can be supplied at small cost. For price of extra cutters see page 5.

| No. | Type | Length | Cutter | Weight Lbs. | Price Each |
|--------|---------------|---------|-----------|-------------|------------|
| 21 | Smooth | 7 in. | 1 5/8 in. | 2 1/2 | \$1 50 |
| 22 | " | 8 " | 1 3/4 " | 2 5/8 | 1 50 |
| 23 | " | 9 " | 2 " | 3 1/8 | 1 50 |
| 24 | " | 9 1/2 " | 1 3/4 " | 2 1/2 | 1 50 |
| 25 | Block | 9 " | 1 3/4 " | 3 1/4 | 1 90 |
| 35 | Handle Smooth | 10 " | 2 1/4 " | 3 3/4 | 2 05 |
| 36 | " | 10 " | 2 1/4 " | 4 | 2 20 |
| 37 | Jenny | 13 " | 2 3/4 " | 5 | 2 05 |
| 26 | Jack | 15 " | 2 3/4 " | 3 3/4 | 1 65 |
| 27 | " | 15 " | 2 3/4 " | 4 | 1 90 |
| 27 1/2 | " | 15 " | 2 3/4 " | 4 1/4 | 1 95 |
| 28 | Fore | 18 " | 2 3/4 " | 5 1/2 | 2 05 |
| 29 | " | 20 " | 2 3/4 " | 6 1/4 | 2 10 |
| 30 | Jointer | 22 " | 2 3/4 " | 6 1/4 | 2 20 |
| 31 | " | 24 " | 2 3/4 " | 6 1/2 | 2 25 |
| 32 | " | 26 " | 2 3/4 " | 7 1/8 | 2 40 |
| 33 | " | 28 " | 2 3/4 " | 8 1/8 | 2 45 |
| 34 | " | 30 " | 2 3/4 " | 8 1/2 | 2 60 |



"BAILEY" ADJUSTABLE BLOCK PLANES.

The highest type of Block Plane manufactured. They are made with the "Handy" feature and have adjustable mouths. Cutters are adjustable endwise and sidewise.

| No. | Lgth. | Cutter | Finish | Price Each |
|--------------------------------|-------|-----------------------------------|--------------|------------|
| 9 ¹ / ₂ | 6 in. | 1 ¹ / ₂ in. | Japanned | \$1 10 |
| 15 | 6 " | 1 ¹ / ₂ " | " | 1 30 |
| 15 ¹ / ₂ | 7 " | 1 ¹ / ₂ " | " | 1 20 |
| 16 | 6 " | 1 ¹ / ₂ " | Nickel Tmgs. | 1 40 |
| 17 | 7 " | 1 ¹ / ₂ " | " | 1 25 |
| 18 | 6 " | 1 ¹ / ₂ " | " | 1 35 |
| 19 | 7 " | 1 ¹ / ₂ " | " | 1 30 |
| | | | | 1 40 |

LOW ANGLE ADJUSTABLE BLOCK PLANES.

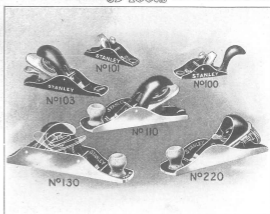
Especially adapted for working across the grain.

| No. | Lgth. | Cutter | Finish | Price Each |
|--------------------------------|-------|-----------------------------------|--------------|------------|
| 80 ¹ / ₂ | 6 in. | 1 ¹ / ₂ in. | Japanned | \$1 10 |
| 85 ¹ / ₂ | 7 " | 1 ¹ / ₂ " | " | 1 20 |
| 80 | 6 " | 1 ¹ / ₂ " | Nickel Tmgs. | 1 25 |
| 85 | 7 " | 1 ¹ / ₂ " | " | 1 35 |

{ Adj. throats.
Cutters adjust-
able endwise. }

COMBINATION ADJUSTABLE BLOCK PLANES.

| | | |
|-----|---|--------|
| 131 | 8 in. long, 1 ¹ / ₂ in. Cutter, Japanned, Reversible Cutter Seat. Two mouths, one for bull-nose; each | \$1 50 |
| 140 | 7 in. long, 1 ¹ / ₂ in. Skew Cutter, Nickel Tmgs., Detachable side for use as Rabbit Plane; each | 1 40 |



STANLEY IRON BLOCK PLANES.

These Planes are made both adjustable and non-adjustable. Cutters are of a high grade of steel, specially tempered and ground.

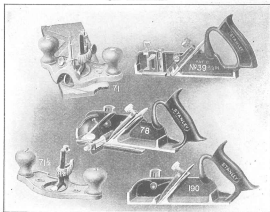
| No. | Length | Cutter | Finish | Price Each |
|-----|-----------------------------------|---------------------------------|----------|------------|
| 101 | 3 ¹ / ₄ in. | 1 in. | Japanned | \$0 20 |
| 100 | 3 ¹ / ₄ " | 1 " | " | 25 |
| 102 | 5 ¹ / ₂ " | 1 ¹ / ₂ " | " | 40 |
| 103 | 5 ¹ / ₂ " | 1 ¹ / ₂ " | " | 55 |
| 110 | 7 ¹ / ₂ " | 1 ¹ / ₂ " | " | 55 |
| 120 | 7 ¹ / ₂ " | 1 ¹ / ₂ " | " | 75 |
| 220 | 7 ¹ / ₂ " | 1 ¹ / ₂ " | " | 75 |

No. 130 8 in. long, 1¹/₂ in. Cutter, Japanned. Two cutter seats. Two mouths, one for bull-nose; each \$0 75

BLOCK PLANE IRONS.

In ordering, always give number of plane for which iron is wanted. When more than one number is given on a line, all numbers take the same iron.

| For Planes Nos. | Each \$0 05 |
|---|--|
| 100, 101, 103, 102, 60, 60 ¹ / ₂ , 120, 110, 130, 140, 9 ¹ / ₂ , 9 ¹ / ₄ , 15, 15 ¹ / ₂ , 16, 17, 18, 19, 65, 65 ¹ / ₂ , 131, 220 | 10 10 17 17 13 20 17 |



ROUTER, RABBET AND DADO PLANES.

WOODWORKERS' ROUTER PLANES are perfectly adapted to smooth the bottom of grooves, panels or any depressions below the general surface of any woodwork.

No. 71 Nickel Plated Steel Bits ($\frac{1}{4}$ & $\frac{1}{2}$) Price each \$2 05
71 1/2 " " " " ($\frac{1}{4}$ & $\frac{1}{2}$), Closed Throat 1 65

DUPLEX RABBET AND FILLETSTER has two seats for Cutter, so that Tool can be used for bull-nose rabbet if required and can be adjusted to make right or left hand filletster. Adjustable fence, depth gauge and spur for working across grain.

No. 78 8 1/2 in. in Length 1 1/2 in. Cutter \$1 65

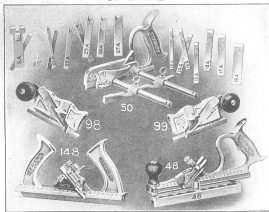
RABBET PLANES can be used right or left hand while planing into corners or against perpendicular surfaces. Have depth gauges.

| | | | |
|----------------|------------|---------------------|---------------|
| No. 180 | 8 in. Long | 1 1/2 in. Wide | \$1 10 |
| " 181 | 8 " " | 1 3/4 " " | 1 10 |
| " 182 | 8 " " | 1 " " | 1 10 |
| " 190 | 8 " " | 1 1/2 " " with Spur | 1 25 |
| " 191 | 8 " " | 1 3/4 " " | 1 25 |
| " 192 | 8 " " | 1 " " | 1 25 |

DADO PLANES have Cutters set on a skew; fitted with adjustable depth gauges, also two adjustable spurs. Made in seven sizes, all eight inches long.

No. 39 $\frac{1}{4}$, $\frac{3}{8}$, $\frac{1}{2}$, $\frac{5}{8}$, $\frac{3}{4}$, $\frac{7}{8}$ and 1 inch \$1 65

In ordering, give the number, 39, and width of Cutter.



BEADING, MATCHING AND RABBET PLANES.

FLOW DADO, BEADING AND MATCHING PLANE adapted for light work. With each plane are furnished Flow and Dado Cutters $\frac{1}{4}$, $\frac{3}{16}$, $\frac{1}{2}$, $\frac{3}{8}$, $\frac{1}{2}$, $\frac{3}{4}$, $\frac{1}{2}$ inch and $\frac{1}{2}$ inch bending tools, $\frac{1}{4}$, $\frac{3}{16}$, $\frac{1}{4}$, $\frac{3}{16}$, $\frac{1}{2}$, $\frac{3}{8}$, $\frac{1}{2}$ inch, and a pair of $\frac{1}{4}$ inch matching Cutters.

No. 50 Nickel Plated Price each \$5 00

SIDE RABBET PLANES for side rabbeting and trimming dados, moldings and grooves of all sorts. A reversible nose piece permits the tool to work close up into corners


| | | | |
|---------------|---------------|------------|---------------|
| No. 98 | 4 inches Long | Right Hand | \$1 00 |
| 99 | 4 " " | Left | 1 00 |

SWINGING FENCE MATCH PLANES have two separate Cutters. The fence is hung on a pivot, and can be swung around, covering one of the Cutters and acting as a guide for grooving an exact match for the tongue.

| | | | |
|---------------|---------------|---|---------------|
| No. 48 | Nickel Plated | for $\frac{3}{8}$ to $\frac{1}{4}$ in. Boards | \$2 75 |
| 49 | " " | " " | 2 75 |

DOUBLE END MATCH PLANES are provided with both tongue and groove Cutters. With one side a tongue can be cut. By reversing ends, the plane will cut a groove to fit. The tonguing tools are made wider on one side for use on thicker stuff than plane will tongue and groove to center. Nickel plated.

| | | | |
|----------------|----------------------------------|-------------------------------|---------------|
| No. 146 | Matches $\frac{3}{8}$ in. Boards | Cuts Groove $\frac{1}{8}$ in. | \$2 20 |
| 147 | " $\frac{1}{2}$ " " | " " $\frac{3}{16}$ " | 2 20 |
| 148 | " $\frac{3}{4}$ " " | " " $\frac{1}{4}$ " | 2 20 |



STANLEY CIRCULAR AND RABBET PLANES.

NO. 113 ADJUSTABLE CIRCULAR PLANE has a flexible Steel Face, which can be easily shaped to any required arc, either concave or convex, by turning the knob on the front of the Plane.

By the graduated Scale on the gears, the face can be set to work an arc of the same circle, both concave and convex.

No. 113 Cutter 1 3/4 in. Wide Price each \$3 00

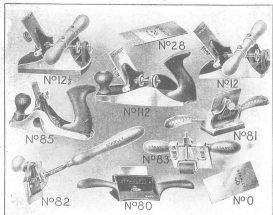
THE "VICTOR" CIRCULAR PLANE having the ends of the flexible face fixed to the one-piece frame, and the large adjusting screw applied at the center, makes a plane having great rigidity and accuracy of adjustment.

No. 20 Nickel Plated 1 3/4 in. Cutter Price each \$4 10
 " 20 1/2 Japanned 1 3/4 " " " " 3 50

CARRIAGE MAKERS' RABBET PLANES are especially designed for heavy work, such as framing, etc., and will be found to be excellent tools for a wide variety of other kinds of work.


The Cutters are of the Double Cutter type, and are adjustable endwise and sidewise. Bottoms either flat or corrugated (see cut 10C) as desired. The No. with a "C" designates Corrugated Bottoms.

No. 10 1/2 or 10 1/2 C 9 in. Long. 2 1/2 in. Cutter Price each \$2 50
 " 10 " 10 C 13 " " 2 1/2 " " " " 3 00



STANLEY SCRAPERS AND SCRAPER PLANES

- | | | |
|--------|---|--------------------|
| 12 | [ADJUSTABLE SCRAPER PLANES suitable for Veneer, Cabinet and Floor Scraping have 3 in. blades, which can be set at any angle. No. 12 1/2 has detachable Rosewood Bottom. They can be used equally well as Tooothing Planes and will do excellent work in scraping off old paint and glue. Tooothing Cutters 22, 28 or 32 teeth per inch, \$0.30 each.] | \$2 40 |
| 12 1/2 | | 3 20 |
| 112 | | 2 10 |
| 85 | RABBET SCRAPER PLANE. Adjustable mouth, tilting handle and knob, 2 in. blade | 2 30 |
| 87 | SCRAPER PLANE. Adjustable mouth, 2 in. blade. | 2 00 |
| 80 | HANDLED SCRAPER. Blade may be sprung slightly by screw, which facilitates fast work on floors or large surfaces. 2 1/4 inch blade. | 1 00 |
| 81 | NICKEL PLATED. Detachable Rosewood Face. Adjustable. A light tool for fine work, 2 1/2 in. blade. | 1 50 |
| 83 | ADJUSTABLE. Roller support to relieve the strain on the wrists and hands. Detachable handle, 4 in. blade. | 1 00 |
| 82 | ADJUSTABLE. Blade can be tilted for work in corners and inaccessible places. 3 in. blade. | 1 05 |
| 0 | Made of high-grade steel specially tempered and ground. | 3 50 |
| | 2 1/2 x 5 3x4 3x5 3x6 | \$0 21 21 25 25 30 |



STANLEY "FIFTY-FIVE" PLANE.

This tool may well be called "a planing mill within itself." It will do a greater variety of work than can be done with a full line of so-called "Fancy" Planes. The regular equipment sent with the Plane comprises the 52 Cutters marked \blacklozenge , arranged in four separate cases. These Cutters, together with the Plane, are packed in a neat steel box.

A further line of 41 special Cutters are regularly made and are shown in the above cut, being those not marked with the \blacklozenge . For prices, see below.

With the complete line of Cutters, there is practically no end to the variety of work which can be done.

The Plane is 10 inches long, weighs only 7 $\frac{3}{4}$ lbs. (with 93 Cutters—11 lbs.), and replaces a full line of 93 Fancy Wood Planes, weighing probably 90 lbs.


All metal parts are nickel plated and the handle and fences are made of selected rosewood, every part being highly finished.

Special circular, showing samples of work and directions for use, is enclosed with each tool, or will be mailed on application.

No. 55 Plane, with 52 Cutters \$14 00

SPECIAL CUTTERS (NOT MARKED \blacklozenge)

| Nos. | | Price each | \$0 20 |
|--|--|------------|--------|
| 31-33-35-37-213-223-233 | | " " | 30 |
| 214-224-234 | | " " | 40 |
| 61-63-71-73-81-83-91-92-101-103-111-112 | | " " | 45 |
| 2-6-65-66-74-76-85-94-96-105-114-116-215-225-235 | | " " | 50 |



NO. 45 COMBINATION PLANE.

SEVEN TOOLS IN ONE in compact and practical form—1. Beading and Center Beading Plane; 2. Plow; 3. Dado; 4. Rabbit and Filletster; 5. Match Plane; 6. Sash Plane; 7. Slitting Plane.

A sliding Section, with the Main Stock, forms a bottom giving a proper bearing for different widths of Cutters.

The following Cutters marked \blacklozenge on cut are regularly furnished. Beading Tools— $\frac{1}{8}$, $\frac{3}{16}$, $\frac{1}{4}$, $\frac{5}{16}$, $\frac{3}{8}$, $\frac{1}{2}$, and $\frac{5}{8}$ inch.

Plow and Dado Bits— $\frac{1}{8}$, $\frac{3}{16}$, $\frac{1}{4}$, $\frac{5}{16}$, $\frac{3}{8}$, $\frac{1}{2}$, $\frac{5}{8}$, $\frac{3}{4}$ and $\frac{1}{2}$ inch.

Sash Tool—1 $\frac{1}{2}$ inch ($\frac{1}{4}$ Round Moulding).

Tonguing Tool— $\frac{1}{4}$ inch. Filletster Cutter—1 $\frac{1}{4}$ inch.

Each Plane has an Adjustable Fence, a Depth Gauge, Spurs for use across the grain, a Cam Leveling or Steadying Rest, and can be used either right or left hand.

No. 45 Nickel Plated, with twenty-one tools; each \$7 00


EXTRA BOTTOMS AND CUTTERS.

By substituting special bottoms for the sliding section, cutters as follows may be used. Special bottom required for each cutter. Prices of Hollows and Rounds include two Cutters and two Bottoms; of Nosing Tool, one Cutter and one Bottom.

| | | | | | |
|-------|----------------|-------------------|--------------------------------|--------|--------|
| No. 6 | Hollow & Round | $\frac{1}{2}$ in. | Cutters work $\frac{3}{4}$ in. | circle | \$1 50 |
| " 8 | " " | " " | " " | " " | 1 50 |
| " 10 | " " | " " | " " | " " | 1 50 |
| " 12 | " " | 1 | " " | " " | 1 50 |
| " 5 | Nosing Tool | 1 $\frac{1}{2}$ " | " " | " " | 1 10 |

REEDING IRONS in sizes $\frac{1}{2}$ in., $\frac{5}{8}$ in., and $\frac{1}{2}$ in.
2 Beads, \$0 20; 3 Beads, \$0 30; 4 Beads, \$0 40; 5 Beads, \$0 50.

Stanley
Tools



STANLEY PLUMBS AND LEVELS.

Made of thoroughly seasoned stock; "Handy" Grip on the side, glasses carefully proved, with central position indicated by two indelible lines; Heavy brass trim, and general fine finish. New adjustments for both Level and Plumb Glasses are shown in cut. Top Plates have to be removed before adjustments can be made. Level Adjustment is regulated by screws engaging in metal threads.

The various numbers made depend on kind of wood used, whether brass tipped, brass lipped at level glass, and the length. We give below a few numbers mentioning the above variations.

Both Plumb and Level Side Views are blackened, which concentrates the light directly on the bubble. A trade-mark and exclusive Stanley feature.

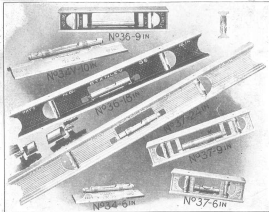
| No. | NON-ADJUSTABLE LEVELS. | | | Price each |
|-----|------------------------|-------|--------------|------------|
| 102 | Hardwood | | 10 to 16 in. | \$0 40 |
| 104 | Hardwood | | 12 to 18 in. | 55 |

| NON-ADJUSTABLE PLUMBS AND LEVELS. | | | | |
|-----------------------------------|----------|------------|--------------|------|
| 0 | Hardwood | | 24 to 30 in. | 80 |
| 03 | Hardwood | Brass Tips | 24 to 30 in. | 1 10 |
| 1 | Mahogany | Brass Tips | 12 to 18 in. | 1 00 |

| ADJUSTABLE PLUMBS AND LEVELS | | | | |
|------------------------------|----------|------------|--------------|------|
| 2 | Hardwood | | 24 to 30 in. | 1 15 |
| 3 | Hardwood | Brass Tips | 24 to 30 in. | 1 25 |
| 4 | Hardwood | Brass Tips | 24 to 30 in. | 1 45 |
| 5 | Hardwood | Brass Tips | 24 to 30 in. | 1 65 |
| 9 | Mahogany | Brass Tips | 24 to 30 in. | 1 70 |
| 10 | Mahogany | Brass Tips | 24 to 30 in. | 1 90 |
| 11 | Rosewood | Brass Tips | 24 to 30 in. | 3 00 |

Plumbs and Levels Nos. 5 and 10 are triple stock,

Stanley
Tools



METALLIC PLUMBS AND LEVELS.

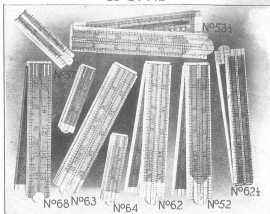
In these Levels the Glasses are set in metallic cases which are held on machined supports in the frame by screws.

This makes it very simple to replace a broken Glass, as the case can easily be removed and sent by mail to the factory for a new Glass. The owner can readily replace and adjust the same by "shimming" or "papering" between the case and its supports.

ECLIPSE COVERS are outer shells or cases which can be turned to entirely protect the Glass from damage.

These Levels may be obtained with specially formed bottoms for use on piping, shafting, etc. (See cut.) The letter G is added to No. 36 or 37, and V to No. 34.

| No. | Length | Material | Price Each |
|---------------|------------|---|------------|
| No. 36 or 36G | 6 in. long | { Japanned, Nickel Plated Trimmings, Proved Glass cs, Two Plumbs. } | \$1 25 |
| | 9 " " | | 1 50 |
| | 12 " " | | 1 75 |
| | 18 " " | | 2 00 |
| No. 37 or 37G | 6 in. long | { Nickel Plated, Eclipse Covers, Ground Glasses, Two Plumbs. } | 2 25 |
| | 9 " " | | 2 00 |
| | 12 " " | | 2 50 |
| | 18 " " | | 3 00 |
| No. 34 or 34V | 4 in. long | { Nickel Plated, Eclipse Covers, Ground Glasses, No Plumb. } | 3 50 |
| | 6 " " | | 4 00 |
| | 8 " " | | 1 25 |
| | 10 " " | | 1 50 |




STANLEY BOXWOOD RULES.

BOXWOOD RULES as manufactured by us have a superiority due to the quality and seasoning of the wood, to the weight of the metal used in the Joints and Trimmings, the nicety of graduation, and the care given to the finish. The Rules are made in a wide variety of numbers, varying in length, width, forms of joints and plates, style of trim, and graduation. Our Catalogue shows the complete line, but in this limited space we can only list a few of the numbers most commonly called for, and indicate the variations in the most important points.

| No. | ONE FOOT, FOUR-FOLD, 5/8 INCH WIDE. | Each |
|--------|--------------------------------------|--------|
| 69 | Middle Plates Round Joint 8 -- 16ths | \$0 15 |
| 65 | " " Square " 8 -- 16ths | 17 |
| 56 | Edge Plates Arch " 8 -- 16ths | 30 |
| 65 1/2 | Full Bound Square " 8 -- 16ths | 46 |

| No. | TWO FOOT, FOUR-FOLD, 3/4 INCH WIDE. | Each |
|--------|--|------|
| 63 3/4 | Edge Plates Square Joint 8 10 -- 16ths | 36 |
| 62 1/2 | Full Bound " 8 10 12 16ths | 67 |

| No. | TWO FOOT, FOUR-FOLD, 1 INCH WIDE. | Each |
|-----|---------------------------------------|-------------|
| 68 | Middle Plates Round Joint 8 -- 16ths | 21 |
| 61 | " " Square " 8 -- 16ths | 25 |
| 53 | Edge Plates Arch " 8 10 12 16ths | 38 |
| 59 | " " Dbl. Arch Jt. 8 10 12 16ths | Drafting 44 |
| 62 | Full Bound Square Joint 8 10 12 16ths | |
| 54 | " " Arch " 8 10 12 16ths | Scale 73 |
| 60 | " " Dbl. Arch Jt. 8 10 12 16ths | |




STANLEY AND "VICTOR" "ZIG ZAG" RULES.

All styles of these Rules are made of flexible hardwood. Legs 6 in. long, 5/8 in. wide, and graduated 16ths. A choice of *Arched* or *Concealed Joints* in either white or yellow enamel is offered. All "Zig Zag" Rules have joints containing a stiff spring holding them rigid when open.

The 3, 4, 5, and 6 foot sizes of the 02, 102, 802 and 852 lines will be furnished with Metric graduations, if desired, without extra charge.

STANLEY "Zig Zag" Rules are superior to "Victor" in finish, in having Patented Direction Arrows (see cut), and Shield Plates to prevent wear, on the concealed joint type.

| Lth. | STANLEY | | "VICTOR" | |
|-----------------------|---------|---------|----------|---------|
| | YELLOW | WHITE | YELLOW | WHITE |
| No. ea. | No. ea. | No. ea. | No. ea. | No. ea. |
| 2 ft. Concealed Joint | 02 19 | 102 20 | 702 17 | 752 19 |
| 3 " | 03 28 | 103 30 | 703 25 | 753 28 |
| 4 " | 04 37 | 104 40 | 704 34 | 754 37 |
| 5 " | 05 46 | 105 50 | 705 42 | 755 46 |
| 6 " | 06 55 | 106 60 | 706 50 | 756 55 |
| 8 " | 08 74 | 108 80 | 708 67 | 758 74 |
| 2 ft. Riveted Joint | 402 17 | 502 19 | 802 15 | 852 17 |
| 3 " | 403 25 | 503 28 | 803 23 | 853 25 |
| 4 " | 404 34 | 504 37 | 804 30 | 854 33 |
| 5 " | 405 42 | 505 46 | 805 38 | 855 41 |
| 6 " | 406 50 | 506 55 | 806 45 | 856 50 |
| 8 " | 408 67 | 508 74 | 808 60 | 858 66 |



STANLEY MITRE BOXES.

These Mitre Boxes have the widest range of adjustment of any Mitre Box made. For strength, accuracy and durability, they are unsurpassed.


| No. | Saw | Capacity Right Angle | Capacity Mitre (45°) | Capacity at 30° without Stock Guide | Price Each |
|-----|------------|----------------------------|----------------------------|---|---------------|
| 240 | 20 x 4 in. | 8 1/2 in. | 5 1/2 in. | 3 1/2 in. | \$10 50 |
| 242 | 22 x 4 " | 8 3/4 " | 5 7/8 " | 3 3/4 " | 10 75 |
| 244 | 24 x 4 " | 8 7/8 " | 5 7/8 " | 3 7/8 " | 11 00 |
| 245 | 24 x 4 " | 8 7/8 " | 5 7/8 " | 3 7/8 " | 11 25 |
| 246 | 26 x 4 " | 9 1/2 " | 6 1/2 " | 4 1/8 " | 12 25 |
| 358 | 28 x 5 " | 9 1/2 " | 6 1/2 " | 4 1/8 " | 13 00 |
| 460 | 30 x 6 " | 11 " | 7 1/2 " | 5 1/8 " | 16 00 |

THE BACK, FRAME, GRADUATED QUADRANT AND SWIVEL ARM BEARING in one piece and accurately machined.

THE SWIVEL is so constructed that it will automatically lock at any point desired. On the edge of the solid metal base, degrees are accurately graduated, enabling the operator to set saw to cut any angle needed.

THE SAW GUIDE UPRIGHTS are securely clamped in tapered sockets in the swivel arm, and can be adjusted to hold the saw without play, and also to counteract a saw that runs out of true, due to improper setting or filing.

A SECOND SOCKET in the Swivel Arm is provided, in which the Front Saw Guide Upright can be placed, permitting the use of a short Saw or allowing a much longer stroke with the standard or regular Saw. By placing the Saw Guide Upright in the outer hole, an extra wide range of work can be done with these



STANLEY MITRE BOXES.

boxes, and they will then saw at an angle of 30 degrees without using the Stock Guide.

By placing straight work against one of the Guides, instead of against the back of the Box, the most Acute Angles can be cut.

AUTOMATIC CATCHES at the top of the Saw Guides hold the saw locked and clear of the work when not in use, allowing the workman to use both hands in placing the work. By simply moving the Stop on the Saw against the Lever Trip, the Front Catch is released and the Saw falls slightly pitched forward, automatically releasing the Rear Catch, without any necessity for the workman taking his hand from the Saw or touching the Lever Trip. Movable stops on the Saw Uprights can be set to the depth of the cut.

STOCK GUIDES are fitted on the back of the Frame and are held by a Clamping Device, and may be used for holding the work, or as a Length Gauge, by clamping Guides on the Plate in the Board.

"VICTOR" MITRE BOX. NO. 50 1/2.


This has a single-piece Frame, both the Base and the Back of which are accurately machined.

THE SAW GUIDE UPRIGHTS are steel rods and carry the saw guides in which the saw works. The Uprights, which are instantly removable, are adjustable.

The special feature of these boxes is that any ordinary Panel Saw may be used in place of a Back Saw, if desired.

A strong and accurate Tool at a moderate price.

| | |
|-------------------------------|-------------------|
| No. 50 1/2 | Price each \$5 50 |
| " 60 1/2 With 20 in. Back Saw | 7 50 |



STANLEY CONCEALED RATCHET BRACES.

The novel design, and the highest quality of workmanship and material place this tool in a class by itself as to strength, durability, appearance and convenience of operation.

The Cam King, which governs the Ratchet, is in line with the Bit.

The Ratchet parts are entirely enclosed, thus keeping out moisture and dirt, retaining lubrication, and protecting the user's hands.

The Ratchet mechanism is interchangeable, may be taken apart by removing one screw, and is readily put together again.

The two-piece Clutch, which is drop-forged, machined and hardened, is backed by a very strong spring, insuring a secure lock. Ten teeth are in engagement when locked, and five teeth when working as a ratchet. (See sectional cut.)


Three styles of Jaws are offered, the Universal, Alligator and Interlocking. All are drop-forgings, machined and hardened, and are held open by springs. The several styles are shown in the cut close to the Braces in which they are used.

There are two styles of Heads—one entirely of wood, known as *Regular*, and the other having the bottom part encased in metal and known as *Metal Clad*.

All of these Braces are Nickel Plated, have Cocobolo Heads and Handles, and Ball-bearing Heads.

| No. | Head | Jaws | 6 & 8 in. | 10 in. | 12 in. | 14 in. | 16 in. |
|-----|------------|--------------|-----------|--------|--------|--------|--------|
| 901 | Metal Clad | Universal | \$2 30 | 2 45 | 2 60 | 2 75 | 3 05 |
| 917 | Metal Clad | Interlocking | 2 25 | 2 40 | 2 55 | 2 70 | — |
| 921 | Regular | Alligator | 1 95 | 2 10 | 2 25 | 2 40 | — |

No. 901 is not made in 6 in. size.



STANLEY BOX RATCHET BRACES.

These Braces are of the highest quality as regards workmanship, material and finish, and are the most improved form of construction, where the Ratchet King is at right angles to the line of the Bit.

The Ratchet Gear Teeth are cut on the Spindle, which is extra large and strong, and are encased so that the user's hands are guarded from the teeth and dust or dirt prevented from clogging the gear.

These Braces are made in three Nos., varying in the style of the Jaw and Head.


Three styles of Jaws are offered, the Universal, Alligator and Interlocking. All are drop forgings, machined and hardened, and are held open by springs. The recesses in the Chuck Bodies for the Jaws are machined to receive them. The several styles are shown in the cut close to the Braces in which they are used.

There are two styles of Heads—one entirely of wood, known as *Regular*, and the other having the bottom part encased in metal and known as *Metal Clad*.

All of these Braces are Nickel Plated, have Cocobolo Heads and Handles, and Ball-bearing Heads.

| No. | Head | Jaws | 6 & 8 in. | 10 in. | 12 in. | 14 in. | 16 in. |
|-----|------------|--------------|-----------|--------|--------|--------|--------|
| 903 | Metal Clad | Universal | \$2 00 | 2 15 | 2 30 | 2 45 | 2 70 |
| 919 | Metal Clad | Interlocking | 1 95 | 2 10 | 2 25 | 2 40 | 2 70 |
| 923 | Regular | Alligator | 1 80 | 1 95 | 2 10 | 2 25 | — |


No. 903 is not made in 6 inch size.



"VICTOR" RATCHET BRACES.

For a moderate priced Brace, we strongly recommend our "Victor" for working qualities, strength, design and general finish, as the best value in the market. The Chuck Body and Spindle are one piece and of steel, and the Jaws in all Nos. are of hardened steel and fit in machined recesses. All these Braces have ring ratchets except No. 975. No. 915 is of extra heavy stock, has spring Alligator Jaws and Metal Clad Head.

| No. | Sweep | Finish | Jaws | Head and Handle | Price Each |
|-----|-------|----------|-----------|-----------------|------------|
| 915 | 8 m. | Nickelcd | Alligator | Ebonized | \$1 40 |
| " | 10 " | " | " | " | 1 45 |
| " | 12 " | " | " | " | 1 50 |
| " | 14 " | " | " | " | 1 55 |
| 935 | 8 " | Nickelcd | Plain | Cocobolo | 1 28 |
| " | 10 " | " | " | " | 1 34 |
| " | 12 " | " | " | " | 1 40 |
| 945 | 8 " | Nickelcd | Plain | Hardwood | 1 09 |
| " | 10 " | " | " | " | 1 15 |
| " | 12 " | " | " | " | 1 21 |
| 955 | 8 " | Polished | Plain | Hardwood | 98 |
| " | 10 " | " | " | " | 1 05 |
| " | 12 " | " | " | " | 1 11 |
| 975 | 8 " | Polished | Plain | Hardwood | 70 |
| " | 10 " | " | " | " | 80 |
| " | 12 " | " | " | " | 85 |



STANLEY TRY SQUARES AND BEVELS.

NO. 20 ROSEWOOD HANDLE TRY SQUARES are square inside and out. Have face plates of brass rigidly attached, graduated blade and "Handy" Grip. The 15, 16 and 18 inch have a rest in the handle.

| | | | | | | | | |
|----------------------|--------|----|----|----|----|----|----|----|
| Length of Blade, in. | 3 | 4 | 4½ | 5 | 6 | 7 | 7½ | 8 |
| Price each | \$0 20 | 21 | 23 | 24 | 30 | 31 | 35 | 36 |
| Length of Blade, in. | 9 | 10 | 12 | 14 | 15 | 16 | 18 | 18 |
| Price each | \$0 43 | 46 | 56 | 65 | 75 | 89 | 95 | 95 |

NO. 12 IRON HANDLE TRY SQUARE. Nickel plated. Square inside and out, graduated blade.

| | | | | | | |
|----------------------|--------|----|----|----|----|----|
| Length of Blade, in. | 2 | 4 | 6 | 8 | 10 | 12 |
| Price each | \$0 24 | 29 | 33 | 42 | 54 | 63 |

NO. 18 "EUREKA" FLUSH T BEVELS have nickel plated metallic handles. The blade is easily secured at any angle by turning the thumb screw at lower end of handle.

| | | | |
|----------------------|--------|----|----|
| Length of Blade, in. | 6 | 8 | 10 |
| Price each | \$0 55 | 70 | 76 |

NO. 25 SLIDING T BEVELS have rosewood handles and brass levers (push). The bevel blade can be firmly fastened by moving the lever with the thumb of the hand which grasps the handle, thus leaving the other hand of the workman free. Fitted with "Handy" Grip.

| | | | | | |
|----------------------|--------|----|----|----|----|
| Length of Blade, in. | 6 | 8 | 10 | 12 | 14 |
| Price each | \$0 33 | 36 | 39 | 42 | 45 |