

STANLEY

SW

**I**N this booklet are shown only a few of the many tools we manufacture.

Our CATALOG NUMBER THIRTY-FOUR showing our complete line of tools, will gladly be sent on request. It contains many tables on weights and measures as well as other data which are very useful.

This organization also manufactures a full line of Wrought Steel Hardware, Butts and Hinges, Garage Hardware, Storm Sash and Screen Hardware, Box Strapping, Shelf Brackets, Cold Rolled Steel, and Wrought Steel Specialties.

Catalogs illustrating the various lines will be sent to those interested.

# STANLEY

NEW BRITAIN, CONN., U.S.A.

THE STANLEY WORKS THE STANLEY RULE & LEVEL PLANT

NEW YORK CHICAGO SAN FRANCISCO

LOS ANGELES SEATTLE

EXPORT OFFICE

100-LAFAYETTE ST., NEW YORK CITY, U. S. A.

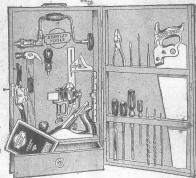
STANLEY  
TOOLS

STANLEY

SW

## STANLEY TOOL CABINETS

This is only one of a large number of Tool Assortments, manufactured by this Company, ranging in prices from \$5 00 to \$95 00. Send for Booklet S35 which shows the complete line.



No 862

Made of oak, finished in a dark stain and varnished. Sides set in. Joints nailed and glued. There are three hinges, a lock and a carrying handle.

6 1/4 inches deep      24 inches high      14 inches wide  
Weight 23 lbs.      Price \$35 00

Contains 20 Tools as follows:

1 Hammer	13 oz.	1 Gimlet Bit	
1 Screw Driver	5 in.	1 Screw Driver Bit	1/4 in.
1 Screw Driver	3 in.	1 Try and Mitre Square	9 in.
1 Rule (Zig Zag)	4 ft.	1 Nail Set	3/8 in.
1 Saw (Hand)	18 in.	1 Pair Pliers	
1 Plane (Bench)	8 in.	1 Hollow Handle Tool Set	
1 Chisel	1/4 in.	Contains one each—	
1 Chisel	3/4 in.	Chisel, Reamer,	
1 Spoke Shave		Scratch Awl, Screw	
1 Bit Brace	8 in.	Driver, Tack Puller,	
1 Auger Bit	1/2 in.	Belt Awl and six Brad	
1 Auger Bit	3/4 in.	Awls assorted.	
1 Auger Bit	1/2 in.	1 Vise	Jaw 1 1/2 in.

1 Package Stanley Wiggle Nails

No. 34 Catalog shows the complete line

## STANLEY BOXWOOD RULES

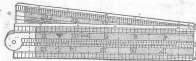
Stanley Boxwood Rules have a superiority due to the quality and seasoning of the Wood, the weight of the Metal used in the Joints and Trimmings, the accuracy of the Graduations and the care given to the finish.

All Boxwood Rules can be furnished with centimeters on one side and inches on the other and with English graduations when so specified.

## Two Foot — Four Fold — 1 Inch Wide



No. 68A Round Joint, Middle Plates, Extra large Figures. Graduated 8ths and 16ths Inches      Each \$0 25



No. 62 Square Joint, Full Bound, Drafting Scales. Graduated 8ths, 10ths, 12ths, 16ths Inches      Each \$0 90

## Three Foot — Four Fold — 1 Inch Wide



No. 66 1/2 A Arch Joint, Edge Plates, Extra Large Figures. Graduated 8ths and 16ths Inches      Each \$0 70

## CALIPER RULES

## One Foot — Four Fold — 1 Inch Wide



No. 32 Arch Joint, Edge Plates. Graduated 8ths, 10ths, 12ths and 16ths Inches      Each \$0 90

No. 34 Catalog shows the complete line

### STANLEY "ZIG ZAG" RULES SIX INCH FOLDS — 1/8 INCH WIDE

Graduated in 16ths of inches or with metric graduations if so specified.

#### Concealed Joints, Regular Figuring



Yellow Enamel Finish			White Enamel Finish		
No.	Length	Each	No.	Length	Each
02	2 feet long	\$0 20	102	2 feet long	\$0 25
03	3 " "	35	103	3 " "	40
04	4 " "	45	104	4 " "	50
05	5 " "	55	105	5 " "	60
06	6 " "	70	106	6 " "	75
08	8 " "	90	108	8 " "	95

#### Rivet Joints, Regular Figuring



Yellow Enamel Finish			White Enamel Finish		
No.	Length	Each	No.	Length	Each
403	3 feet long	\$0 30	503	3 feet long	\$0 35
404	4 " "	40	504	4 " "	45
405	5 " "	50	505	5 " "	55
406	6 " "	65	506	6 " "	70
408	8 " "	85	508	8 " "	90

#### Rivet Joints, "F" Figuring



Yellow Enamel Finish			White Enamel Finish		
No.	Length	Each	No.	Length	Each
403F	3 feet long	\$0 30	503F	3 feet long	\$0 35
404F	4 " "	40	504F	4 " "	45
405F	5 " "	50	505F	5 " "	55
406F	6 " "	65	506F	6 " "	70
408F	8 " "	85	508F	8 " "	90

No. 34 Catalog shows the complete line

### "VICTOR" "ZIG ZAG" RULES SIX INCH FOLDS — 1/8 INCH WIDE

Graduated in 16ths of inches or with metric graduations if so specified.

#### Concealed Joints, Regular Figuring



Yellow Enamel Finish			White Enamel Finish		
No.	Length	Each	No.	Length	Each
703	3 feet long	\$0 25	753	3 feet long	\$0 30
704	4 " "	35	754	4 " "	40
705	5 " "	45	755	5 " "	50
706	6 " "	55	756	6 " "	60
708	8 " "	70	758	8 " "	75

#### Rivet Joints, Regular Figuring



Yellow Enamel Finish			White Enamel Finish		
No.	Length	Each	No.	Length	Each
802	2 feet long	\$0 20	852	2 feet long	\$0 25
803	3 " "	25	853	3 " "	30
804	4 " "	35	854	4 " "	40
805	5 " "	45	855	5 " "	50
806	6 " "	55	856	6 " "	60
808	8 " "	70	858	8 " "	75

#### Rivet Joints, "F" Figuring

The numbers 1, 2, 3, etc., commence on the inside of the rule, allowing the rule to lie flat when open. The figures 12, 24, 36, etc., are made extra large.



Yellow Enamel Finish			White Enamel Finish		
No.	Length	Each	No.	Length	Each
803F	3 feet long	\$0 25	853F	3 feet long	\$0 30
804F	4 " "	35	854F	4 " "	40
805F	5 " "	45	855F	5 " "	50
806F	6 " "	55	856F	6 " "	60
808F	8 " "	70	858F	8 " "	75

No. 34 Catalog shows the complete line




## STANLEY TRY SQUARES

The edges of the blades are machined and are square inside and out. Regularly graduated 8ths of inches but can be furnished graduated centimeters on one side and inches on the other (E. M.) or centimeters on both sides (M).

## ROSEWOOD HANDLES


"Hand-y" Feature, Brass Face Plates, Blued Blades



No.	in. Blade,	in. Handle	Each
20	3	2 $\frac{3}{4}$	\$0 45
	4 $\frac{1}{2}$	3 $\frac{3}{4}$	55
	6	4 $\frac{3}{4}$	70
	7 $\frac{1}{2}$	5 $\frac{1}{4}$	75
	8	5 $\frac{3}{8}$	80
	9	6	1 00
	10	6	1 05
	12	7	1 30
	15	8 $\frac{1}{2}$	1 65
	18	9 $\frac{3}{4}$	2 25


15 and 18 inch have Handle Rests

## IRON HANDLES NICKEL PLATED



No.	in. Blade,	in. Handle	Each
12	2	2	\$0 45
	4	3 $\frac{3}{4}$	55
	6	4 $\frac{3}{4}$	70
	8	5 $\frac{1}{4}$	85
	10	6 $\frac{1}{2}$	1 10
	12	8	1 30

## ALUMINUM HANDLES




No.	in. Blade,	in. Handle	Each
312	6	4 $\frac{3}{4}$	\$1 00
	8	5 $\frac{3}{4}$	1 05
	10	6 $\frac{3}{4}$	1 30

No. 34 Catalog shows the complete line

## STANLEY TRY AND MITRE SQUARES

## ROSEWOOD HANDLES

"Hand-y" Feature, Brass Face Plates, Blued Blades  
Regularly graduated 8ths of inches. Can be furnished with metric graduations if desired.

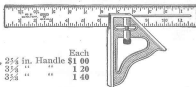


No.	in. Blade,	in. Handle	Each
2	4 $\frac{1}{2}$	3 $\frac{1}{4}$	\$0 70
	6	4	80
	7 $\frac{1}{2}$	5	95
	9	5 $\frac{3}{4}$	1 15
	12	5 $\frac{3}{4}$	1 40

## COMBINATION TRY AND MITRE SQUARES

## Iron Handles, Nickel Plated.

Regularly graduated 8ths, 10ths, 32nds of inches. Can be furnished with metric graduations if desired.



No.	in. Blade,	in. Handle	Each
21	6	2 $\frac{5}{8}$	\$1 00
	9	3 $\frac{3}{4}$	1 20
	12	3 $\frac{3}{4}$	1 40

## STANLEY BEVELS

## SLIDING "T" BEVELS

These bevels have an improved locking device which prevents the blade from slipping. Blades are machined and are ground on both sides and edges.



Rosewood  
Handle  
Blued Blade



Iron Handle  
Nickel Plated

No.	in. Blade,	in. Hdle.	Each	No.	in. Blade,	in. Hdle.	Each
25	6	4 $\frac{1}{2}$	\$0 60	18	6	4 $\frac{1}{2}$	\$0 90
	8	5 $\frac{1}{2}$	70		8	5 $\frac{1}{2}$	1 15
	10	7 $\frac{3}{8}$	70		10	6 $\frac{1}{2}$	1 25
	12	8 $\frac{1}{2}$	80		12	6 $\frac{1}{2}$	1 40
	14	10 $\frac{1}{2}$	85				

No. 34 Catalog shows the complete line

## STANLEY WOOD PLUMBS AND LEVELS

NON ADJUSTABLE PROVED GLASSES  
SMALL STOCK (2 3/4 x 1 1/4)

Hardwood — Brass Tips



No.	Length	Each
104 1/2	12 inches long	\$1 90
14	14 " "	1 90
16	16 " "	1 95
18	18 " "	1 95

ADJUSTABLE PROVED GLASSES  
STANDARD STOCK (3 1/2 x 1 3/8)  
Hardwood, Brass Tips

No.	Length	Each
3	24 inches long	\$2 80
26	26 " "	2 80
28	28 " "	2 90
30	30 " "	2 90

DUPLEX ADJUSTABLE  
Hardwood, Brass Tips

No.	Length	Each
30	24 inches long	\$3 65
26	26 " "	3 65
28	28 " "	3 80
30	30 " "	3 80

BRASS BOUND ADJUSTABLE  
SMALL STOCK (2 1/2 x 1 1/4)  
Mahogany, Brass Tips, Two Plumbs, Proved Glasses

No.	Length	Each
1193	12 inches long	\$3 70
18	18 " "	4 25
24	24 " "	4 85

No. 34 Catalog shows the complete line

## STANLEY WOOD PLUMBS AND LEVELS

The Glasses are so arranged that one or more of them is available with which to level or plumb, no matter how the tool is taken up. All glasses are protected by heavy glass covers.

LIGHT WOOD 2 3/8 x 1 1/8

Fitted with 4 Proved Glasses — 2 Single Plumbs and 1 Double Level — Not Bound — No Tips



No.	Length	Each	No.	Length	Each
257	24 inches long	\$2 70	257	28 inches long	\$2 80
26	26 " "	2 70	30	30 " "	2 80

Aluminum Bound — Aluminum Tips



No.	Length	Each	No.	Length	Each
258	24 inches long	\$4 50	258	28 inches long	\$4 90
26	26 " "	4 50	30	30 " "	4 90

MASONS PLUMBS AND LEVELS

Extra Quality — Light Wood (2 3/4 x 1 1/2)

Fitted with 6 Proved Glasses, 2 Double Plumbs and 1 Double Level

Two hand holes are provided for convenience and safety in handling



No.	Length	Weight	Each
250	42 inches long	2 lbs.	\$3 75
48	48 " "	2 1/4 lbs.	3 75

Fitted with 6 Proved Glasses, 4 Single Plumbs and 1 Double Level — Not Bound — No Tips 2 3/8 x 1 1/4



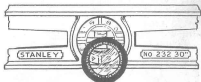
No.	Length	Weight	Each
252	42 inches long	2 lbs.	\$3 75
48	48 " "	2 1/4 lbs.	3 75

Aluminum Bound — Aluminum Tips

No.	Length	Weight	Each
253	42 inches long	2 3/4 lbs.	\$6 00
48	48 " "	3	6 00

No. 34 Catalog shows the complete line

## STANLEY ALUMINUM PLUMBS AND LEVELS



(Sectional View)

These are highly recommended, as they combine light weight and great strength and are guaranteed against rusting or warping.

The Truss form of construction (a patented feature) adds materially to the strength of the level frame, overcoming the liability of its being sprung out of true by accident.

The openings for both level and plumb glasses are protected by heavy glass covers, thus preventing damage to the bulbs and keeping out the dirt.

## CARPENTERS PLUMBS AND LEVELS

Fitted with 6 Proved Glasses, 2 Double Plumbs  
1 Double Level



No.	Each	No.	Each
232 24 in. long, Wgt. 2½ lbs.	\$6 00	232 28 in. long, Wgt. 2½ lbs.	\$6 80
26 " " " 2½ "	6 40	30 " " " 2¾ "	7 20

## MASONS PLUMBS AND LEVELS.

Fitted with 6 Proved Glasses, 2 Double Plumbs  
1 Double Level



No.	Each
235 42 inches long Weight 4¼ lbs.	\$9 00

No. 34 Catalog shows the complete line

## STANLEY METALLIC LEVELS

HEXAGON POCKET LEVELS  
Nickel Plated — Proved Glasses



No.	Each
31 2 inches long	\$0 45
2½ " " "	50
3 " " "	60
3¾ " " "	75

## MACHINISTS LEVELS

Nickel Plated — Ground Glasses — Eclipse Covers



Smooth Bottoms		Grooved Bottoms	
No.	Each	No.	Each
34 4 inches long	\$1 65	34G 4 inches long	\$1 65
6 " "	2 10	6 " "	2 10
8 " "	2 80	8 " "	2 80
10 " "	3 10	10 " "	3 10

METALLIC PLUMBS AND LEVELS  
Japanned — Nickel Trim — Adjustable  
Proved Glasses



Smooth Bottoms		Grooved Bottoms	
No.	Each	No.	Each
36 6 inches long	\$1 90	36G 6 inches long	\$1 90
9 " "	2 30	9 " "	2 30
12 " "	2 75	12 " "	2 75
18 " "	3 30	18 " "	3 30
24 " "	3 70	24 " "	3 70

## ALUMINUM PLUMB AND LEVEL

Will not rust or warp. The Truss construction (patented) adds exceptional strength. The glasses are arranged so that one can level or plumb from above or below the work.



No.	Each
236 24 inches long Weight 1½ lbs.	\$6 00

No. 34 Catalog shows the complete line

## STANLEY ADJUSTABLE IRON BENCH PLANES

The Planes described on the pages immediately following, are generally known as Bench Planes.

The three styles shown are the recognized standards for planes of this type and only the finest materials and the best workmanship obtainable are employed in their manufacture.

The adjustments of both Cutters and Frogs, while differing in detail are in each case the result of long years of study and provide a range of adjustment that will satisfy all requirements.

Particular attention is called to the Cutters, which are thin and of uniform thickness.

This permits: 1. Ease in grinding. 2. Less grinding as a thin cutter can be kept in condition by honing. 3. Less tendency to "stub off" the cutting edge when honing, hence the original bevel is kept much longer.

### STANLEY "BAILEY" IRON, STEEL AND ALUMINUM PLANES (Pages 15, 16 and 17)

Stanley "Bailey" Iron Planes have been in use for nearly sixty years, tho naturally many valuable improvements in construction have been added from time to time. The frog has a support directly at the rear of the mouth, making practically one solid piece from the cap to the bottom. The sides and bottom of the plane are stiffened by means of cross ribs. The screw bosses on each side of the center rib are very deep, allowing a number of threads to engage, thereby securely holding the frog.

The width of the mouth may be regulated and made wider or narrower as coarse or fine work may require.

### STANLEY "BED ROCK" PLANES (Page 18)

The "Bed Rock" Plane owing to its solidity and variety of adjustments makes an ideal tool for fine work on all woods.

The cutter, frog and bottom are so designed, machined and fitted that they are practically one solid piece of metal, thus preventing any chance of vibration.

The shape of the sides add greatly to the strength of the plane as well as affording large beating surfaces when the plane is used on its sides.

The frog may be adjusted either forward or backward without removing the lever and cutter.

### GAGE SELF-SETTING PLANES (Page 19)

Gage Self-Setting Planes do not chatter because the cutter iron is held rigid at the cutting edge by the cap; at the same time the lever screw used for tightening the cap is pressing against the binder plate on top of the cutter iron. This pressure against the binder plate holds the cutter firm its entire length.

The relation of the edge of the steel cap to the edge of the Iron is automatically adjusted when setting the Plane for fine or coarse work.

The Plane Iron and Cap goes back in the same position after being removed for honing.

The Frog is fitted to the plane bottom and then permanently attached by screw and pins. A continuous cutter seat is obtained clear to the plane mouth.

No. 34 Catalog shows the complete line

## STANLEY "BAILEY" ADJUSTABLE IRON PLANES

These Planes have a Rosewood Handle and Knob. The Cutters are adjustable, endwise and sidewise. Bottoms either flat or corrugated. The number "C" designates corrugated bottom.



No.	Type	Length	Cutter	Smooth	Corrugated
				Each	Each
1	Smooth	5½ in.	1¼ in.	\$3 00	—
2	or 2C	7 "	1¾ "	3 85	\$4 05
3	" 3C	" 8 "	1¾ "	4 00	4 20
4	" 4C	" 9 "	2 "	4 40	4 60
4½	" 4½C	" 10 "	2¾ "	5 00	5 30

(Weight of No. 4 Plane 3½ lbs.)



No.	Type	Length	Cutter	Smooth	Corrugated
				Each	Each
5	or 5C	Jack	14 in. 2 in.	\$5 00	\$5 30
5¼	" 5¼C	Junior Jack	11½ " 1¼ "	4 50	4 75
5½	" 5½C	Jack	15 " 2¾ "	5 70	6 00

(Weight of No. 5 Plane 4½ lbs.)



No.	Type	Length	Cutter	Smooth	Corrugated
				Each	Each
6	or 6C	Fore	18 in. 2¾ in.	\$6 50	\$6 80
7	" 7C	Jointer	22 " 2½ "	7 40	7 80
8	" 8C	"	24 " 2¾ "	8 85	9 30

(Weight of No. 6 Plane 6½ lbs.)

No. 34 Catalog shows the complete line



## STANLEY STEEL BENCH PLANES

These Steel Planes are of the regular Stanley "Bailey" type of Bench Planes, but have a steel base or bottom, and a malleable iron frog, rendering them practically indestructible. Handles and Knobs of Rosewood.



No.	Type	Length	Cutter	Weight	Each
S4	Smooth	9 in.	2 in.	3 lbs.	\$4 85



No.	Type	Length	Cutter	Weight	Each
S5	Jack	14 in.	2 in.	3½ lbs.	\$5 55

## STANLEY STEEL BLOCK PLANE

Similar in design to the regular No. 18 Block Plane, shown on page 20, but the bottom and Adjustable Front are made of steel making the plane practically indestructible.



No.	Type	Length	Cutter	Weight	Each
S18	Block	6 in.	1½ in.	1½ lbs.	\$3 50

No. 34 Catalog shows the complete line

## STANLEY ALUMINUM BENCH PLANES

The Aluminum Planes shown below are of the same general design and construction as the regular line of Stanley "Bailey" Planes. Handles and Knobs of Rosewood.



No.	Type	Length	Cutter	Weight	Each
A4	Smooth	9 in.	2 in.	2¼ lbs.	\$5 80



No.	Type	Length	Cutter	Weight	Each
A5	Jack	14 in.	2 in.	2¾ lbs.	\$6 60



No.	Type	Length	Cutter	Weight	Each
A6	Fore	18 in.	2½ in.	3½ lbs.	\$8 80

## STANLEY ALUMINUM BLOCK PLANE

Similar in construction to the regular No. 18 Block Plane shown on page 20.



No.	Type	Length	Cutter	Weight	Each
A18	Block	6 in.	1½ in.	¾ lbs.	\$3 50

No. 34 Catalog shows the complete line

## STANLEY "BED ROCK" ADJUSTABLE IRON PLANES

These Planes have Rosewood Handles and Knobs. The Cutters are adjustable endwise and sidewise.

Bottoms either flat or corrugated. The number "C" designates corrugated bottom.



No.	Type	Length	Cutter	Smooth Each	Corrugated Each
602	Smooth	7 in.	1 3/4 in.	\$4 25	—
603 or 603C	"	8 "	1 3/4 "	4 40	\$4 65
604 " 604C	"	9 "	2 "	4 85	5 10
604 1/2 " 604 1/2 C	"	10 "	2 3/4 "	5 55	5 85



No.	Type	Length	Cutter	Smooth Each	Corrugated Each
605 or 605C	Jack	14 in.	2 in.	\$5 55	\$5 85
605 1/4	Junior Jack	11 1/2 "	1 3/4 "	5 00	—
605 1/2 " 605 1/2 C	Jack	15 "	2 1/4 "	6 25	6 60



No.	Type	Length	Cutter	Smooth Each	Corrugated Each
606 or 606C	Fore	18 in.	2 3/4 in.	\$7 10	\$7 50
607 " 607C	Jointer	22 "	2 3/4 "	8 15	8 55
608 " 608C	"	24 "	2 3/4 "	9 70	10 20

No. 34 Catalog shows the complete line

## GAGE SELF-SETTING IRON PLANES

The Self-Setting feature of these Planes is fully explained on page 14. These Planes have a Rosewood Handle and Knob. The Cutters are adjustable endwise. Bottoms either flat or corrugated. The number "C" designates corrugated bottom.



No.	Type	Length	Cutter	Smooth Each	Corrugated Each
G3 or G3C	Smooth	8 1/4 in.	1 3/4 in.	\$4 25	\$4 45
G4 " G4C	"	9 "	2 "	4 60	4 85



No.	Type	Length	Cutter	Smooth Each	Corrugated Each
G5 or G5C	Jack	14 in.	2 in.	\$5 30	\$5 55



No.	Type	Length	Cutter	Smooth Each	Corrugated Each
G6 or G6C	Fore	18 in.	2 3/4 in.	\$6 80	\$7 15
G7 " G7C	Jointer	22 "	2 3/4 "	7 80	8 15

No. 34 Catalog shows the complete line

## STANLEY "BAILEY" BLOCK PLANES

The cutters are adjustable endwise and sidewise and rest on their seats at an angle of 20 degrees. The Throats are adjustable for coarse or fine work. Fitted with "Hand-y" feature.



## Japan Trimmings

No.	6 in. long.	1 5/8 in. Cutter	Each
9 1/2	7 " "	1 3/4 " "	\$2 30
15			2 40

## Japan Trimmings — Handled

No.	6 in. long.	1 5/8 in. Cutter	Each
9 3/4	7 " "	1 3/4 " "	\$2 65
15 1/2			2 90

## Nickel Trimmings

No.	6 in. long.	1 5/8 in. Cutter	Each
16	7 " "	1 3/4 " "	\$2 60
17			2 80

## KNUCKLE JOINT

Fitted with a new patented lever or cap called "knuckle joint", which, being entirely of steel, is practically indestructible.



## Nickel Trimmings

No.	6 in. long.	1 5/8 in. Cutter.	Weight 1 3/4 lbs.	Each
18	7 " "	1 3/4 " "		\$3 00
19				3 20

## LOW ANGLE — KNUCKLE JOINT

In these planes the cutter rests on its seat at an angle of only 12 degrees.



## Nickel Trimmings

No.	7 in. long.	1 3/4 in. Cutter.	Each
65			\$3 15

No. 34 Catalog shows the complete line

## STANLEY BLOCK PLANES

For those desiring a plane for ordinary work that does not require that the tool be frequently adjusted, we strongly recommend this line.

## ADJUSTABLE



No.	120	7 in. long.	1 3/4 in. Cutter.	Lever Adjustment.	Rose-wood Knob	Each
						\$1 65
No.	103	5 1/2 in. long.	1 3/4 in. Cutter.	Lever Adjustment		1 20



No.	220	7 in. long.	1 3/4 in. Cutter.	Screw Adjustment.	Rose-wood Knob	Each
						\$1 70

## NON-ADJUSTABLE



No.	110	7 in. long.	1 3/4 in. Cutter	Each
				\$1 20
No.	102	5 1/2 in. long.	1 3/4 in. Cutter	Each
				\$5

No. 34 Catalog shows the complete line

### STANLEY MATCHING PLANES

These planes cut a tongue on the edge of one board to fit a groove in the edge of another so that when put together the surfaces of the boards come true.

#### SWINGING FENCE MATCH PLANES

Nickel plated. Rosewood knob.



No.	Cuts Groove	on Boards	Centers	Each
48	$\frac{5}{16}$ in.	$\frac{3}{4}$ in. to $1\frac{1}{4}$ in.	on $\frac{1}{4}$ in.	\$6 30
49	$\frac{3}{16}$ in.	$\frac{3}{4}$ in. to $\frac{3}{4}$ in.	on $\frac{1}{2}$ in.	6 30

#### DOUBLE END MATCH PLANES

Nickel plated. Iron handles cast with the body.



No.	Cuts Groove	on Boards	Centers	Each
146	$\frac{1}{8}$ in.	$\frac{3}{8}$ in. to $\frac{1}{2}$ in.	on $\frac{3}{8}$ in.	\$4 75
147	$\frac{3}{16}$ in.	$\frac{1}{2}$ in. to $\frac{3}{4}$ in.	on $\frac{1}{2}$ in.	5 05
148	$\frac{1}{4}$ in.	$\frac{3}{4}$ in. to 1 in.	on $\frac{3}{8}$ in.	5 40

### STANLEY LIGHT COMBINATION PLANE

A small combination plane for light work. Adapted for Plow, Beading, Matching and Rabbet work. Fitted with spurs, depth gauge, and a fence with a 6 inch adjustment.



No.	Each
50	9 $\frac{3}{4}$ in. long, Nickel Plated, 15 Cutters as follows:
	Plow and Dado $\frac{1}{4}$ , $\frac{5}{16}$ , $\frac{3}{8}$ , $\frac{7}{16}$ , $\frac{1}{2}$ , $\frac{5}{8}$ , $\frac{3}{4}$ in.
	Beading $\frac{1}{8}$ , $\frac{3}{16}$ , $\frac{1}{4}$ , $\frac{5}{16}$ , $\frac{3}{8}$ , $\frac{1}{2}$ , $\frac{5}{8}$ in.
	Tonguing $\frac{1}{4}$ in.

No. 34 Catalog shows the complete line

\$10 25

### STANLEY RABBET PLANES CABINET MAKERS RABBET PLANES

For fine cabinet or other work where extreme accuracy is required.



No.	Length	Cutter	Material	Each
90	4 in. long,	1 in. Cutter,	Nickel Plated	\$4 00



No.	Length	Cutter	Material	Each
92	5 $\frac{1}{2}$ in. long,	$\frac{3}{4}$ in. Cutter	Nickel Plated	\$4 00
93	6 $\frac{1}{2}$ in. "	1 " "	" "	4 80
94	7 $\frac{1}{2}$ in. "	1 $\frac{1}{4}$ " "	" "	5 55

#### SIDE RABBET PLANES

Convenient for side-rabbeting in trimming dados, mouldings and grooves of all sorts. Fitted with depth gauge. Rosewood knobs. Nickel plated.

##### Right Hand

##### Left Hand



No.	Length	Cutter	Each
98	4 in. long,	$\frac{1}{2}$ in. Cutter	\$2 20
99	4 in. long,	$\frac{1}{2}$ in. Cutter	\$2 20

#### RIGHT AND LEFT HAND



No.	Length	Cutter	Each
79	5 $\frac{1}{4}$ in. long,	$\frac{1}{2}$ in. Cutter	\$3 00

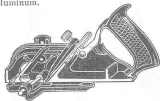
No. 34 Catalog shows the complete line

## STANLEY RABBIT AND FILLETSTER PLANES

### DUPLEX RABBIT AND FILLETSTER PLANES

They have two seats for the cutter, one for regular and the other for bull-nose work. Also a spur, a depth gauge and a fence.

No. A78 is the same as the No. 78 except that the body and fence are of aluminum.



No.	Length	Cutter	Weight	Each
78	8 1/2 in. long.	1 1/2 in. Cutter	2 1/4 lbs.	\$3 30
A78	8 1/2 " "	1 1/2 " "	1 3/4 "	4 20

### HANDLED IRON RABBIT PLANES

These planes will lie flat on either side and can be used with right or left hand while planing into corners or up against perpendicular surfaces.



No.	Length	Cutter	Each
190	8 in. long.	1 1/2 in. Cutter	\$2 95
191	8 " "	1 1/4 " "	2 80
192	8 " "	1 " "	2 60

### SKREW CUTTER RABBIT AND FILLETSTER PLANE

It has an extra wide skew cutter. Can be used either right or left hand. Remove arms and fence, and a Skew Cutter Rabbit Plane is obtained.




No.	Length	Cutter	Each
289	8 1/2 in. long.	1 3/4 in. Cutter	\$3 85

No. 34 Catalog shows the complete line

## STANLEY MISCELLANEOUS PLANES

### HANDLED IRON DADO PLANES

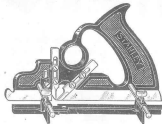
They have skew cutters also an adjustable depth gauge, and two adjustable spurs.



No.	Length	Cutter	No.	Length	Cutter	Each
39	8 in. long.	1/4 in. Cutter	90	8 in. long.	3/4 in. Cutter	\$3 60
8	" "	3/4 " "	10	" "	1 1/2 " "	3 80
8	" "	1 " "	30	" "	3/4 " "	3 80
8	" "	1 1/2 " "	45	" "	1 " "	3 95

### SPECIAL DADO PLANE

For blind wire grooving as well as for many other purposes. Fitted with a double spur, a depth gauge, and an adjustable fence.



No.	Length	Cutter	Each
239	7 1/2 in. long.	1/2 in. Cutter	\$5 10

### CORNER ROUNDING PLANES

This plane is designed for rounding corners on wall board battens, casings, shelving, etc.



No.	Length	Cutter	Each
144	7 1/2 in. long.	1/2 in. Cutter	\$1 50
	7 1/2 " "	3/4 " "	1 50
	7 1/2 " "	1 " "	1 50

No. 34 Catalog shows the complete line

## STANLEY "FIFTY-FIVE" PLANE "A PLANING MILL WITHIN ITSELF"



This tool, in addition to being a beading and center beading plane, a plow, dado, rabbet, filletster, and match plane, a sash plane and a slitting plane, is also a superior moulding plane, and will accommodate cutters of almost any shape and size.

When it is considered, that in addition to the fifty-five regular cutters and the forty-one special cutters (carried in stock), the plane will take practically any form of cutter desired, its wide range of work will be appreciated.

The regular equipment furnished with the plane comprises fifty-five cutters. A further line of forty-one cutters are carried in stock. Cutters of practically any form can be used in the plane, which the owner can make from blanks or order from sketch.

All metal parts of the plane are nickel plated. The handle and fences are made of selected rosewood, and every part is well finished.


The cutters, together with the plane and all its attachments are packed in a neat substantial box.

No.	Each
55 Nickel Plated with 55 Cutters, Weight 15¼ lbs.	\$30 00

A special booklet covering the use of this plane will be sent on request.

No. 34 Catalog shows the complete line

## STANLEY "FORTY-FIVE" PLANE



This well known and useful tool in reality combines seven planes in one in a compact and practical form. 1. Beading and Center-Beading Plane. 2. Plow. 3. Dado. 4. Rabbet and Filletster. 5. Match Plane. 6. Sash Plane. 7. Slitting Plane.

Twenty-three *Cutters* are furnished with each Plane as follows: 11 Plow and Dado, 7 Beading, 1 Filletster, 1 Sash, 2 Match and 1 Slitting. Twenty-three additional cutters are regularly carried in stock and can be furnished at a slight additional cost.

All metal parts are nickel plated. The handle, knob and fence are made of selected rosewood.

The Cutters, together with the Plane, are packed in a neat substantial box.

No.	Each
45 Nickel plated, with 23 Cutters, Weight 9¼ lbs.	\$15 00

## ALUMINUM COMBINATION PLANE

Similar in design to the regular Stanley No. 45 Plane. Being made of Aluminum it is an exceptionally light weight tool that will not rust.

The Cutters for this Plane are the same as used with the regular Stanley No. 45 Plane.

No.	Each
A45 Aluminum, with 23 Cutters, Weight 7¼ lbs.	\$20 00

No. 34 Catalog shows the complete line

## STANLEY SCRAPERS

## DOUBLE HANDLE SCRAPER PLANES

The blades are adjustable endwise and for angle.

No. 12½ has a detachable rosewood bottom for use on very fine wood. Rosewood handles.



No.	Blade Length	Blade Width	Material	Each
12	0½ in. long,	2¾ in. Blade,	Japanned	\$4 90
12¾	0½ " "	2 " " "	" "	4 15
12½	0¾ " "	2¾ " " "	" "	6 65

## DOUBLE HANDLE — IRON BOTTOM

The blade may be sprung to a slight curve by means of a thumb screw, giving ease of operation and quickness of cut.



No.	Length	Blade Width	Material	Each
80	11 in. long,	2¾ in. Blade,	Japanned	\$1 45

## DOUBLE HANDLE — ROSEWOOD BOTTOM

This Scraper has a rosewood bottom for use in the finest cabinet work.




No.	Length	Blade Width	Material	Each
81	10 in. long,	2¾ in. Blade,	Nickled	\$2 35

No. 34 Catalog shows the complete line

## STANLEY SCRAPERS

## SINGLE HANDLE — ADJUSTABLE

The Adjustable Scraper handle can be tilted to give the blade any angle desired. Blades of different forms and widths can be held in any position required.



No.	Length	Blade Width	Material	Each
82	14½ in. long,	3 in. Blade,	Japanned	\$1 90

## SINGLE HANDLE — NON-ADJUSTABLE


While this Scraper can be used for all kinds of scraping it is especially recommended for scraping floors on account of its strength and form.



No.	Length	Blade Width	Each
282	13 in. long,	3 in. Blade	\$1 50

## STANLEY HAND SCRAPERS

These Scrapers are made of high grade English steel and great care is taken to give them a special temper for this work.



No.	Blade Width	Length	Each	No.	Blade Width	Length	Each
0	2 in. wide,	4 in. long	\$0 40	0	3 in. wide,	4 in. long	\$0 40
2	" " " 6 " "	" " "	40	3	" " " 5 " "	" " "	45
2½	" " " 5 " "	" " "	45	3	" " " 6 " "	" " "	55
2½	" " " 6 " "	" " "	45	3½	" " " 6 " "	" " "	55
2¾	" " " 6 " "	" " "	55				

No. 34 Catalog shows the complete line


## STANLEY "PISTOL GRIP" SAW SETS ADJUSTABLE

The shape of the Body and Handle enables the user to operate the tool with great ease as the Saw Set is held in a comfortable and natural position. The saw is held firmly against the gauge while the tooth is being set. The saw teeth are in plain view which enables the user to quickly adjust the tool to the tooth to be set.

They can be readily adjusted to give a greater or less set to the teeth of the saw, according as the saw is to be used for coarse or fine work. As the anvil or part against which the plunger works is graduated, the same adjustment can be easily obtained for duplicate work.

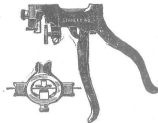
No. 43 is adjustable for thickness of Saw Blade.

### FOR BACK AND PANEL SAWS



No.		Each
42	Black Finish . . . . .	\$2 40
42N	Nickel Plated . . . . .	3 00

### FOR CROSS CUT SAWS



No.		Each
43	Black Finish . . . . .	\$4 50

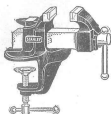
No. 34 Catalog shows the complete line

## STANLEY VISES

The Screw, (Body, Head and Collar) is of one piece of steel with a square lath-cut thread working in a malleable nut. A patented, hardened split washer is placed under the head of the screw to take up the wear.

Attention is called to the hardened steel jaws on the No. 761, No. 772 and No. 752 lines. Both front and back jaws of all styles are ground to insure that they meet squarely when tight.

### CLAMP BASE



No.	Iron Jaws	Each
741	1 1/2 in. Jaws	\$1 60
742	1 3/4 " " "	1 90
743	2 " " "	2 25
744	2 1/4 " " "	2 70
745	2 1/2 " " "	3 15
746	3 " " "	4 95

### Steel Jaws

No.	Steel Jaws	Each
761	1 1/2 in. Jaws	\$2 05
762	1 3/4 " " "	2 35
763	2 " " "	2 75
764	2 1/4 " " "	3 15
765	2 1/2 " " "	3 75
766	3 " " "	5 50

### SWIVEL BASE

#### Steel Jaws

No.	Steel Jaws	Each
772	1 1/2 in. Jaws	\$2 35
773	2 " " "	2 80
774	2 1/4 " " "	3 45
775	2 1/2 " " "	4 15
776	3 " " "	5 70



### STATIONARY BASE



#### Steel Jaws

No.	Steel Jaws	Each
752	1 1/2 in. Jaws	\$2 35
753	2 " " "	2 80
754	2 1/4 " " "	3 45
755	2 1/2 " " "	4 15

No. 34 Catalog shows the complete line



## STANLEY BUTT GAUGES

Stanley Butt Gauges have three separate cutters arranged with the necessary clearances so that no change of setting is necessary when hanging a number of doors. They are also Rabbet Gauges, Marking Gauges, and Mortise Gauges and have a scope sufficient for all door trim including lock plates, strike plates, etc.

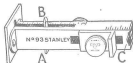
For rabbeted jambs Cutter "A" marks from the jamb in the rabbet — Cutter "B" from the edge of the door engaged in closing — Cutter "C" the thickness of the butt.

For nailed on strikes Cutter "B" when reversed marks for the butt on both door and jamb — Cutter "C" the thickness of the butt.

## RABBETED JAMBS OR NAILED STRIKES

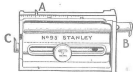


- No. 94 Nickel Plated, Graduated in 16ths of inches for 2 inches Each \$1 75



- No. 93 Steel Head, Brass Slide, Nickel Plated, Graduated in 16ths of inches for 2 inches Each \$1 55

## FOR RABBETED JAMBS



- No. 95 Nickel Plated, Graduated in 16ths of inches for 2 inches Each \$1 60

No. 34 Catalog shows the complete line

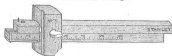
## STANLEY MORTISE AND MARKING GAUGES

The bars are oval in form and are graduated in 16ths of inches.

## WOOD MARKING GAUGE



- No. 65 Boxwood, Polished, Brass Screw, Adjustable Point, Face Plate Each \$0 90

MORTISE AND MARKING GAUGES  
Double Bar Gauge

- No. 71 Beech, Polished, Brass Screw, Face Plates Each \$0 95

## Slide Gauge



- No. 77 Rosewood, Brass Adjustable Slide, Brass Screw, Face Plate Each \$1 65

## METAL BAR GAUGES — NICKEL PLATED

The bars are 6 1/4 inches long, graduated in 16ths of an inch for 5 inches.

## Marking — Single Bar



- No. 97 Metal Head, Pin Point and Roller Cutter Each \$1 10

## Marking and Mortise — Double Bar



- No. 98 Metal Head, Pin Point and Roller Cutter Each \$1 65

No. 34 Catalog shows the complete line

## STANLEY RATCHET BIT BRACES

These Braces are of the highest quality as regards workmanship and material.

Their distinctive feature lies in the Ball Bearing Chuck. The ball bearings enable the user to firmly fasten any kind of bit easier and quicker than is possible with the ordinary type of chuck.

## CONCEALED RATCHET

In this style of ratchet end the Cam Ring which governs the ratchet is in line with the bit, making it more convenient in handling than where it is at right angles. The jaws are forged, machined and hardened.



Ball Bearing Chuck — Universal Jaws — Metal Clad Ball Bearing Head — Cocobolo Head and Handle — Nickel Plated.

No.		Each
811	10 inch sweep	\$7 05
	12 " "	7 25
	14 " "	7 40

## BOX RATCHET

These Braces are the most improved form of construction, where the Ratchet Ring is at right angles to the bit. The Jaws are forged, machined and hardened.



Ball Bearing Chuck — Universal Jaws — Metal Clad Ball Bearing Head — Cocobolo Head and Handle — Nickel Plated.

No.		Each
813	8 inch sweep	\$6 05
	10 " "	6 15
	12 " "	6 35
	14 " "	6 50
	16 " "	6 85

No. 34 Catalog shows the complete line

STANLEY RATCHET BIT BRACES  
BOX RATCHET

Nickel Plated — Universal Jaws — Ball Bearing Head — Cocobolo Head and Handle

No.		Each
903	8 inch sweep	\$5 15
	10 " "	5 25
	12 " "	5 40
	14 " "	5 70

## CONCEALED RATCHET



Nickel Plated — Forged Alligator Jaws — Ball Bearing Head — Cocobolo Head and Handle.

No.		Each
921	8 inch sweep	\$5 15
	10 " "	5 25
	12 " "	5 40
	14 " "	5 70

## BOX RATCHET



Nickel Plated — Forged Alligator Jaws — Ball Bearing Head — Cocobolo Head and Handle.

No.		Each
923	6 inch sweep	\$4 80
	8 " "	4 85
	10 " "	4 95
	12 " "	5 15

No. 34 Catalog shows the complete line



## STANLEY HAND DRILLS

The Malleable Iron Frames have parallel sides, a handy means of attaching the Drill to a Drill Frame.

The Chucks are of steel and are fitted with hardened tool steel Jaws.

All Gears are machine cut.

**"PISTOL GRIP" — PARALLEL FRAME — SINGLE PINION**  
3¼ in. Speed Gear. Chuck takes drills up to ¾ in. diameter.



No. 610 With 6 Drill Bits (1 Each: ¼, ⅜, ½, ⅞, 1, 1¼). Each \$3 00

## PARALLEL FRAME — DOUBLE PINIONS

3¼ in. extra wide flanged Speed Gear. Tropical Hardwood Handles and Side Knob. Chuck takes drills up to ¾ in. diameter.



No. 615 With 8 Drill Bits (1 Each: ⅛, ¼, ⅜, ½, ⅞, 1, 1¼, 1½). Each \$4 00

## STEEL FRAME — DOUBLE PINIONS

4 in. Speed Gear. Tropical Hardwood Handles and Side Knob. Chuck takes drills up to ¾ in. diameter.



No. 626 . . . . . Each \$3 90

## STEEL FRAME — SINGLE PINION

3¼ in. Speed Gear. Hardwood Handles and Side Knob. Chuck takes drills up to ¾ in. diameter.



No. 618 . . . . . Each \$2 00

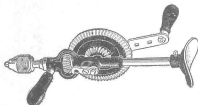
No. 34 Catalog shows the complete line

## STANLEY BREAST DRILLS

All Jaws are forgings, machined and hardened.

The Handle can be set for three different sweeps.

Breast Drills with 3 Jaw Chuck are particularly adapted for metal work.



No. 741 Fitted with Three Jaw Chuck, which will take round shank twist drills from ½ in. down. Each \$5 45



No. 744 Fitted with Alligator Jaws, which are adapted for small and medium round shanks as well as taper shank bits. Each \$4 55



No. 733 Fitted with Universal Jaws which are adapted for round shanks ¼ in. to ½ in. diameter as well as taper shank bits. Each \$5 75

No. 34 Catalog shows the complete line

## STANLEY NAIL HAMMERS

Stanley Hammers are made of a special steel, carefully forged, hardened and tempered.

The Handles are made of selected, straight grained, young white hickory.

The improved method of fastening the Head to the Handle, makes it practically impossible for the Head to fly off.



Red Octagonal Neck, Curved Claw, Bell Face and Round Poll

No.	13 Ounces,	Size 2,	13 in.	Overall	Each
15					\$1 65
16	"	" 1½,	13	"	1 75
20	"	" 1,	13½	"	1 85



Curved Claw, Bell Face, Round Neck and Poll

No.	5 Ounces,	Size 4,	12 in.	Overall	Each
12					\$1 20
7	"	" 3,	12	"	1 20
10	"	" 2½,	13	"	1 30
13	"	" 2,	13	"	1 30
16	"	" 1½,	13	"	1 40
20	"	" 1,	13½	"	1 50



Curved Claw, Plain Face, Plain Neck and Poll

No.	5 Ounces,	Size 4,	12 in.	Overall	Each
11					\$1 20
7	"	" 3,	12	"	1 20
13	"	" 2,	13	"	1 30
16	"	" 1½,	13	"	1 40
20	"	" 1,	13½	"	1 50
28	"	" 0,	15	"	2 00



Straight Claw, Bell Face, Round Neck and Poll

No.	13 Ounces,	Size 2,	13 in.	Overall	Each
22					\$1 30
16	"	" 1½,	13	"	1 40
20	"	" 1,	13½	"	1 50

No. 34 Catalog shows the complete line

STANLEY HAMMERS  
MACHINISTS BALL PEIN

No.	Ozs.	Size	Overall	Each	No.	Ozs.	Size	Overall	Each
36	4	00000,	10½ in.	\$1 00	36	24	2	16 in.	\$1 20
				1 00					1 30
	6	0000,	12	"		28	3	16 "	1 40
	8	000,	13	"		32	4	16 "	1 60
	12	00,	14	"		40	6	16 "	1 85
	16	0,	14½	"		48	8	16 "	2 00
	20	1,	15	"		56	9	16 "	

## RIVETING




## Plain Eye, Polished

No.	4 Ounces,	Size 0,	11 in.	Overall	Each
147					\$0 90
	7	" 1,	12	"	95
	9	" 2,	12	"	1 00
	12	" 3,	13	"	1 05
	15	" 4,	14	"	1 10
	18	" 5,	14	"	1 20

## BRICKLAYERS


For convenience in carrying or for redressing, the Hammer is shipped not assembled. Head, handle and necessary wedges are packed complete in a single box.



No.	24 Ounces,	Size 1,	11 in.	Overall	Each
161					\$1 60

No. 34 Catalog shows the complete line

## STANLEY MITRE BOXES



The Back and Frame, Graduated Quadrant and Swivel Arm Bearing are in one piece.

The Saw Guide Uprights, front and back, are graduated in 10ths of inches, and movable stops can be set to the depth of the cut desired.

The Index Sight Plate, at bottom of front saw guide upright, enables the workman to accurately set the swivel arm to one of the index holes or to any degree of graduation on the quadrant.

The Length Stop permits of sawing duplicate pieces of practically any length and can be used either right or left hand.


Automatic Catches on the uprights hold the saw up, allowing the use of both hands in placing the work.

The Narrow Opening in the frame is specially adapted for sawing short work. With each Box is furnished a Back Saw of the size noted in table.

No.	Back Saw	Capacity Right Angle	Capacity Mitre (45°)	Capacity at 30° without Stock Guide	Weight Box only	Each (With Saw)
240	20 x 4	8 1/4 in.	5 1/2 in.	3 1/2 in.	18 lbs.	\$22 30
242	22 x 4	8 1/2 "	5 1/2 "	3 1/2 "	18 "	22 85
244	24 x 4	8 3/4 "	5 1/2 "	3 1/2 "	18 "	23 35
246	26 x 4	8 3/4 "	5 1/2 "	3 1/2 "	20 "	23 95
346	26 x 4	9 1/2 "	6 1/2 "	4 1/4 "	20 1/2 "	25 95
358	28 x 5	9 1/2 "	6 1/2 "	4 1/4 "	23 1/2 "	27 40
460	30 x 6	11 "	7 1/2 "	5 1/4 "	28 "	32 75

No. 34 Catalog shows the complete line

## STANLEY ALUMINUM MITRE BOX



This new Mitre Box is exactly the same in design and variety of adjustments and working features as the regular line of Stanley Mitre Boxes shown on the opposite page. Made in one size only, having a right angle capacity of 9 1/4 inches, a mitre capacity

(45 degrees) of 6 1/2 inches and without stock guides (30 degrees) a capacity of 4 1/4 inches.


No. A358 28 x 5 Saw—Weight, Box only, 10 lbs. Each (With Saw) \$36 00  
(Weight No. 358 Box only, 23 1/2 lbs.)

## STANLEY MITRE BOXES

These Boxes are strong and accurate, though not having all the refinements of those shown on previous page.


The back, frame, indexed quadrant and swivel arm bearing are in one piece and accurately machined.

Either a back saw or panel saw can be used.



No.	Capacity Right Angle	Capacity Mitre (45°)	Weight Box only	Each	
50 1/2	Box only, no saw	7 1/4 in.	4 3/4 in.	16 lbs.	\$10 95
60 1/2	With 20 x 4 Saw,	7 3/4 "	4 3/4 "	16 "	16 45

## STANLEY OPEN FRONT MITRE BOX



This Mitre Box while simple in design and having only a few parts, is very substantially built and has adjustments which make it one of the most convenient moderate priced boxes made.

No.	Weight, Box only,	Each
150	No Saw, Weight, Box only, 10 lbs.	\$6 70

No. 34 Catalog shows the complete line

## STANLEY "EVERLASTING" CHISELS

The Head, Shank and Blade are of patented construction, and are forged from one piece of tool steel.



## BEVEL EDGE FIRMER

Blades 5 1/2 Inches Long



No.	Blade	Overall	Each	No.	Blade	Overall	Each
20	1/8 in.	11 1/2 in.	\$1 25	20	3/8 in.	11 3/4 in.	\$1 65
	1/4 "	11 5/8 "	1 30		1 "	11 3/4 "	1 70
	3/8 "	11 3/4 "	1 40		1 1/2 "	12 1/4 "	1 85
	1/2 "	11 3/4 "	1 45		1 3/4 "	12 1/2 "	2 10
	5/8 "	11 3/4 "	1 50		1 3/4 "	12 3/4 "	2 30
	3/4 "	11 3/4 "	1 55		2 "	12 3/4 "	2 55

## BEVEL EDGE POCKET

Blades 4 1/2 Inches Long



No.	Blade	Overall	Each	No.	Blade	Overall	Each
40	1/8 in.	9 in.	\$1 10	40	3/8 in.	9 in.	\$1 45
	1/4 "	9 "	1 15		1 "	9 "	1 50
	3/8 "	9 "	1 25		1 1/2 "	10 1/4 "	1 65
	1/2 "	9 "	1 30		1 3/4 "	10 3/4 "	1 90
	5/8 "	9 "	1 35		1 3/4 "	10 3/4 "	2 00
	3/4 "	9 "	1 40		2 "	10 3/4 "	2 25

## BEVEL EDGE BUTT

Blades 3 Inches Long




No.	Blade	Overall	Each	No.	Blade	Overall	Each
50	1/8 in.	8 in.	\$1 10	50	3/8 in.	8 in.	\$1 35
	1/4 "	8 "	1 10		1 "	8 "	1 45
	3/8 "	8 "	1 20		1 1/2 "	9 "	1 60
	1/2 "	8 "	1 25		1 3/4 "	9 "	1 80
	5/8 "	8 "	1 30		1 3/4 "	9 "	1 90
	3/4 "	8 "	1 30		2 "	9 "	2 15

No. 34 Catalog shows the complete line

## STANLEY SOCKET CHISELS

Provided with an entirely new locking screw device which holds the Handle firmly in the socket. This eliminates the possibility of the Handle working loose and dropping out.

They are made of the same high quality of steel as are "Everlasting" chisels shown on opposite page. Hickory Handles.



(Sectional View)

## BEVEL EDGE POCKET CHISEL



No.	Blade	Overall	Each	No.	Blade	Overall	Each
440	1/8 in.	10 5/8 in.	\$1 15	440	3/8 in.	10 5/8 in.	\$1 50
	1/4 "	10 3/4 "	1 15		1 "	10 5/8 "	1 55
	3/8 "	10 3/4 "	1 20		1 1/2 "	11 3/4 "	1 70
	1/2 "	10 3/4 "	1 25		1 3/4 "	11 3/4 "	1 80
	5/8 "	10 3/4 "	1 30		1 3/4 "	11 3/4 "	2 00
	3/4 "	10 3/4 "	1 35		2 "	11 3/4 "	2 10

## BEVEL EDGE BUTT CHISEL



No.	Blade	Overall	Each	No.	Blade	Overall	Each
450	1/8 in.	8 1/4 in.	\$1 15	450	3/8 in.	8 1/2 in.	\$1 50
	1/4 "	8 1/4 "	1 15		1 "	8 1/2 "	1 55
	3/8 "	8 1/4 "	1 20		1 1/2 "	9 1/2 "	1 70
	1/2 "	8 1/4 "	1 25		1 3/4 "	9 1/2 "	1 80
	5/8 "	8 1/4 "	1 30		1 3/4 "	9 1/2 "	2 00
	3/4 "	8 1/4 "	1 35		2 "	9 1/2 "	2 10

No. 34 Catalog shows the complete line

## STANLEY "HURWOOD" SCREW DRIVERS

These Screw Drivers are unsurpassed for strength, durability, accuracy of tips, quality of handles and general appearance. All blades are carefully tempered.

The handles are fluted and stained black.

Nos. 25 and 55 have insulated head for electricians use.

## REGULAR BLADE



Nos. 20 and 25

Length Blade	2½	3	4	5	6	8	10	12	18 in.
Price Each	\$0 30	35	40	50	60	70	90	1 05	1 65

## SMALL SHANK BLADE

This line of Screw Drivers is designed for light and delicate work. The blades are made of very small stock and the tapered tips of a proportionate size.



Nos. 50 and 55

Length Blade	1½	2½	3	4	5	6	8	10	12 in.
Price Each	\$0 30	30	35	40	50	60	70	90	1 05

## MACHINISTS SCREW DRIVERS

Especially adapted for heavy work. Nos. 51½, 52½, 53½ have a hexagon shank for use with a wrench.



No. 52

No.	Length Blade	Each
51	1½ in.	\$0 40
52	3 "	75
53	4 "	1 00

No. 52½

No.	Length Blade	Each
51½	1½ in.	\$0 65
52½	2½ "	1 00
53½	3½ "	1 25

No. 34 Catalog shows the complete line

## STANLEY RATCHET SCREW DRIVERS

The ratchet mechanism is of simple form and possesses long wearing qualities. Blades hardened and tempered. Cocobolo handles.

## REGULAR BLADE



No. 215	2	3	4	5	6	8 in.
Length Blade						
Price Each	\$0 96	1 00	1 15	1 25	1 35	1 55

## GABINET MAKERS BLADE

Fitted with a knurled rotating grip on the blade which assists in starting a screw quickly. The sides of the tip are parallel, permitting a countersunk screw to be followed up without marring the work.



No. 216	2	3	4	5	6 in.
Length Blade					
Price Each	\$1 15	1 20	1 25	1 30	1 35

## STANLEY SCREW DRIVERS

A strong, serviceable Screw Driver. Handle fluted stained red and polished.



No. 70	2½	3	4	5	6	8	10	12	15	18 in.
Length Blade										
Price Each	\$0 25	25	30	30	35	45	55	70	80	1 00

## STANLEY RADIO SCREW DRIVERS

A convenient Screw Driver for Radio work of all descriptions.



No. 177	2	3	4	5	6	8 in.
Length Blade						
Price Each	\$0 25	30	35	35	40	55

No. 34 Catalog shows the complete line